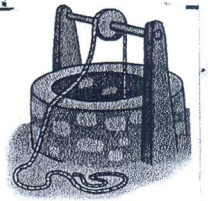



INTERNATIONAL INDIAN SCHOOL – RIYADHFINAL TERM REVISION PAPER 2016-17STD-ISUB – HINDI1. Join and write

1. च+ँ+च+ल = _____
2. घ+ँ+टा = _____
3. प+थ+र = _____
4. खि+ल+थी+ना = _____
5. गा+ँ+व = _____
6. प+थ+ड़ = _____
7. ब+ँ+द+र = _____
8. म+थी+र = _____
9. स+थ+नि+क = _____
10. सा+ँ+प = _____
11. क+थी+ला = _____
12. ल+थी+की = _____
13. ज+ँ+ग+ल = _____
14. ह+थी+ली = _____
15. ब+थ+ल = _____
16. पु+न+ः = _____

17. र + [ी] + ल = _____
18. झ + [ं] + डा = _____
19. न + म + [:] = _____
20. ख + र + ग + [ी] + श = _____
21. ख + [ी] + ल = _____
22. श + नै + [:] = _____
23. च + [ी] + द + ह = _____
24. प + [ं] + ख = _____
25. आ + [ं] + ख = _____
26. म + [ी] + दा + न = _____
27. प + [ी] + धा = _____
28. प + [ी] + सा = _____
29. अ + त + [:] = _____
30. चा + [ं] + द = _____
31. स + प + [ी] + रा = _____
32. छ + [:] = _____
33. घ + [ी] + डा = _____
34. न + [ी] + का = _____
35. खा + [ं] + सी = _____

Name the pictures:



3.Question & Answer

1.रेहान ने क्या खरीदे ?

.....

2.गौरी ताई क्या लाई ?

.....

3.माहन कौन था ?

.....

4.मैना कहाँ बैठी थी ?

.....

5.कौन झूला झूली ?

.....

4.Fill in the blanks :-

1. रंग के लगा जाओ ।
2. नेहा ने खरीदी ।
3. मिठे-मिठे सुनाती ।
4. माँहन के पीछे भागा ।
5. ठंडा मँगाया है ।
6. सुरेश ने खाए ।
7. सुंदर काले उसके ।
8. माँहन चालक को देने लगा ।

5.Write the names of any 5 flowers in Hindi :-

- 1
- 2
- 3
- 4
- 5


INTERNATIONAL INDIAN SCHOOL - RIYADH

FINAL TERM REVISION PAPER 2016-17


STD - I

SUB - HINDI

1. Identify the pictures and complete the sentence



..... इधर रख।



..... नाचने लगा।




..... बढ़ रहा है।




..... बजाओ ।



आगे है।




..... बिछाओ ।




दो

भागते ।



.....

खाओ ।



.....

आ गई ।




.....

भाग गया ।



रमेश..... पर चढ़ा ।



.....

लेकर चल ।




.....

रक्षा करता है ।



.....

दहाड़ रहा था ।



.....

हल चलाता है ।



.....

आया ।



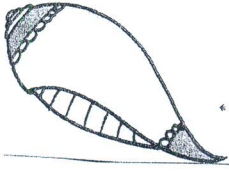
रमेश ने

काटा ।




हैंकर

खेल ।



.....


बजाओ ।




चिटू

उड़ता है ।


2. Put ओ - १ or औ - २ matra and write



क आ




घ डा




त लिया



ब तल



हथ डा




क यल

14

च दह

त ता

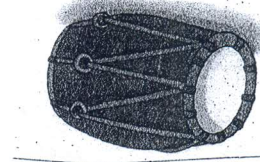
ल की



ज कर



हथ डी



ढ लक

Put ए - or ऐ - matra and write the correct answer



शर




थला




पर



सनिक



सब



कला



पसा



सपरा



भना

Choose ओ - or औ - matra words and write

चोर, मौसी, मोहन, पकौड़ा, खिलाणा, अखरोट, लोटा, नौकरी

ओ - matra words 1..... 2.....
3..... 4.....

औ - matra words 1..... 2.....
3..... 4.....

Choose ए - or ऐ - matra words and write

सेना, मैला, जेब, मेला, डकैत, जेल, मैदान, सैर

ए - matra words 1..... 2.....
3..... 4.....

ऐ - matra words 1..... 2.....
3..... 4.....

6. Make sentence :-

1. खिलौना -

2. सैनिक -

3. तोता -

4. मेला -

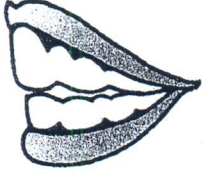
7. Fill in the missing numbers :-

→ → →


१		३		५
	७		९	
११		१३		१५
	१७	१८		२०
	२२		२४	

1. Complete the name of the pictures :

[Put ए or ऐ Matra]



दात



अड़ा



बासुरी



मदिर



अगूर



पाव

Choose ए - ए or ऐ - ऐ matra words and write

केला, पैसा, नैनीताल, सहेली, मैदान, देश, भैया, मेला

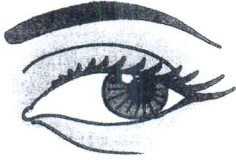
ए - matra words 1..... 2.....

3..... 4.....

ऐ - matra words 1..... 2.....

3..... 4.....


Match the pictures with their names :-



हंस




चाँद




साँप



आँख



घंटा



झंडा

Name the pictures

